



TARRYTOWN  
EXPOCARE PHARMACY

# KNOWBE4 APP

## SETUP QUICK GUIDE

### App QR Codes

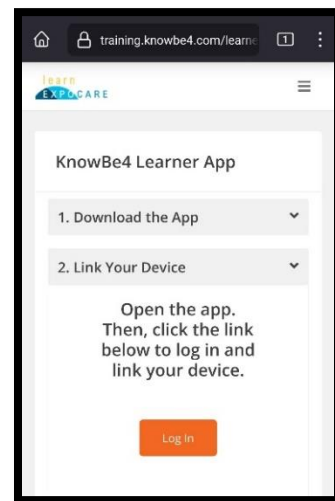
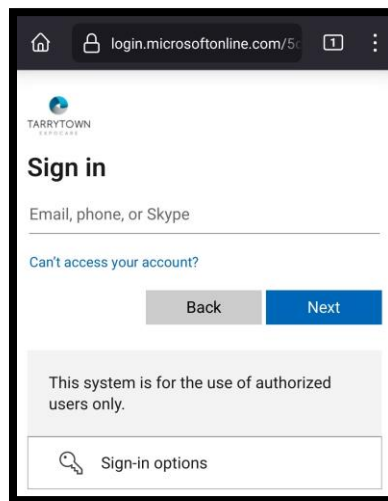
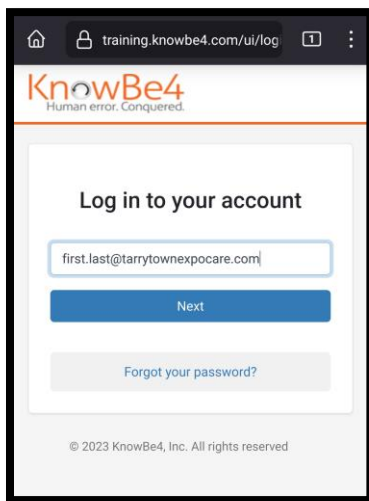


Apple/iOS



Android

### Setup Guide



1. Download the KnowBe4 app using the QR codes above or by locating it in your smartphone's app store.
2. On your mobile device, open a web browser and navigate to [training.knowbe4.com](https://training.knowbe4.com)
3. Enter your work username/email address (e.g., `firstname.lastname@tarrytownexpocare.com`).
4. A new sign-in page appears. Log in with your TTE/Microsoft 365 email address and password.
5. Once you have accessed your dashboard, open the menu (3-bars) in the upper-right, and click "KnowBe4 Learner App".
6. The app should already be downloaded from Step 1. Scroll down and click on "2. Link your Device."
7. Click the "Log In" button.
  - a. If you see a QR code in this section, tap:  
If you would prefer to log in with a link, click [here](#).
  - b. Choose OPEN if you are prompted to launch another app.
8. The KnowBe4 app will open your Training module.